

DEL 1

PROFILO IN ALLUMINIO PIATTO AD INCASSO – LED SMD

Coperchio: policarbonato trasparente o opale.

LED SMD 3x3 mm.

Angolo di emissione: 120°.

Alimentazione: 24 V in corrente continua.

Alimentatore consigliato: cod. TRDC/24V (pg. 183).

Versione con LED RGB

Per versione con LED RGB vedi DELMO 1 (pg. 164).

ALUMINIUM LINEAR LIGHTING PROFILE SMD LEDs

Cover: transparent or opal polycarbonate.

SMD LEDs 3x3 mm.



Beam spread: 120°.

Supply current: 24 V constant.

Led power supply: code TRDC/24V (pg. 183).

LED RGB version

For LED RGB version see DELMO 1 (pg. 164).



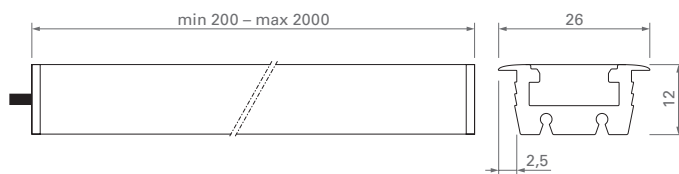
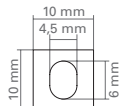
Colore Color	Codice Code	N. LED al m LEDs/m	Lunghezze Lengths	Lungh. Min. Min. length	Lungh. Max. Max. length	Consumo al m Consumption / m
Bianco Freddo Cold white	338-01/LSR-50WH	50	multipli di 10 cm / multiples of 10 cm	20 cm	300 cm	6 W
	338-01/LSR-100WH	100	multipli di 5 cm / multiples of 5 cm	20 cm	300 cm	12 W
Bianco Caldo Warm white	338-01/LSR-50WHw	50	multipli di 10 cm / multiples of 10 cm	20 cm	300 cm	6 W
	338-01/LSR-100WHw	100	multipli di 5 cm / multiples of 5 cm	20 cm	300 cm	12 W
Blu Blue	338-01/LSR-50BL	50	multipli di 10 cm / multiples of 10 cm	20 cm	300 cm	6 W
	338-01/LSR-100BL	100	multipli di 5 cm / multiples of 5 cm	20 cm	300 cm	12 W
Verde Green	338-01/LSR-50GR	50	multipli di 10 cm / multiples of 10 cm	20 cm	300 cm	6 W
	338-01/LSR-100GR	100	multipli di 5 cm / multiples of 5 cm	20 cm	300 cm	12 W
Rosso Red	338-01/LSR-50RE	50	multipli di 10 cm / multiples of 10 cm	20 cm	300 cm	12 W
	338-01/LSR-100RE	100	multipli di 5 cm / multiples of 5 cm	20 cm	300 cm	24 W
Arancio Orange	338-01/LSR-50OR	50	multipli di 10 cm / multiples of 10 cm	20 cm	300 cm	12 W
	338-01/LSR-100OR	100	multipli di 5 cm / multiples of 5 cm	20 cm	300 cm	24 W

CE IP40

Accessori / Accessories

Codice / Code

MOFIRE-10X10 Clip di fissaggio posteriore
Fixing support on the back



DIMENSIONI / DIMENSIONS