

# DELMO 1

**RGB LED full colour**

## PROFILO IN ALLUMINIO PIATTO AD INCASSO – LED SMD RGB

Coperchio: policarbonato trasparente o opale.

Angolo di emissione: 120°.

Alimentazione: 24 V in corrente continua.

Da utilizzarsi con Modulo Controllo Colore QR/RGB (pg. 194) o DMX-S1 (pg. 196) o DMX-S4 (pg. 202).





## ALUMINIUM LINEAR LIGHTING PROFILE RGB SMD LEDs

Cover: transparent or opal polycarbonate.

Beam spread: 120°

Supply current: 24 V constant.

To be used with Colour Control code QR/RGB (pg. 194) or DMX-S1 (pg. 196) or DMX-S4 (pg. 202).



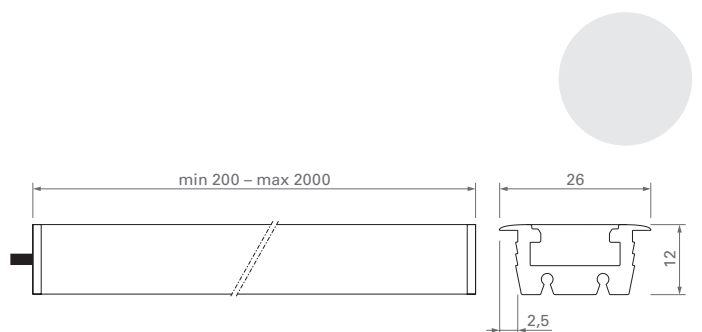
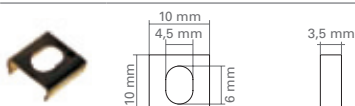
Codice Code	N. LED al m LEDs/m	Lunghezze Lengths	Lungh. Min. Min. length	Lungh. Max. Max. length	Consumo al m Consumption / m
809-01/LSR5-40RGB	40	multipli di 25 cm / multiples of 25 cm	25 cm	300 cm	14,4 W
809-01/LSR5-50RGB	50	multipli di 10 cm / multiples of 10 cm	20 cm	300 cm	18 W
809-01/LSR5-100RGB	100	multipli di 5 cm / multiples of 5 cm	20 cm	300 cm	28,8 W

CE | | | IP40

### Accessori / Accessories

Codice / Code

**MOFIRE-10X10** Clip di fissaggio posteriore  
Fixing support on the back



DIMENSIONI / DIMENSIONS