
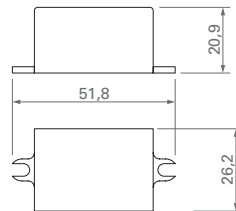


ALIMENTATORI IN CORRENTE CURRENT POWER SUPPLY

TRDC/350/1-3

ALIMENTATORE PER LED DA 1 W
POWER SUPPLY FOR 1 W LED

Codice / Code	TRDC/350/1-3
Ingresso / Input Voltage	100-240 V AC
Uscita / Output	350 mA
N. LED collegabili Spotlight connection	min 1 - max 3
Dimensioni / Dimensions	51,8 x 26,2 x 20,8 mm

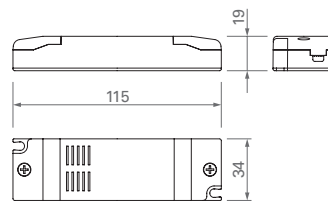


CE IP40

TRDC/350/1-10

ALIMENTATORE PER LED DA 1 W
POWER SUPPLY FOR 1 W LED

Codice / Code	TRDC/350/1-10
Ingresso / Input Voltage	100-240 V AC
Uscita / Output	350 mA
N. LED collegabili Spotlight connection	min 1 - max 10
Dimensioni / Dimensions	115 x 34 x 19 mm

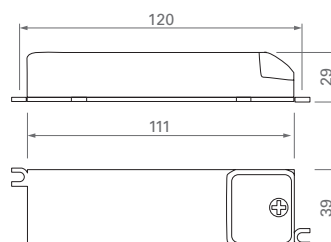


CE IP40

TRDC/350/1-12

ALIMENTATORE PER LED DA 1 W
POWER SUPPLY FOR 1 W LED

Codice / Code	TRDC/350/1-12
Ingresso / Input Voltage	100-240 V AC
Uscita / Output	350 mA
N. LED collegabili Spotlight connection	min 1 - max 12
Dimensioni / Dimensions	111 x 39 x 29 mm



CE IP40