

FELD 1

FARETTO FISSO con 3 LED da 1 W

Vetro: satinato.

Alimentazione: in corrente continua 350 mA.

Collegamento in serie.

Consumo: 4,5 W.

Alimentatore consigliato: cod. TRDC/350mA (pg. 185).

Installazione

Tramite cassaforma.

Versione con LED RGB

Per versione con LED RGB vedi NIRM 1 (pg. 135).

SPOTLIGHT with 3 LEDs 1 W

Glass: frosted.

Supply current: 350 mA constant.

Serial connection.

Consumption: 4.5 W.

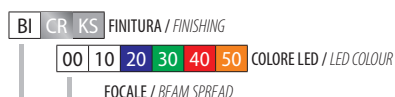
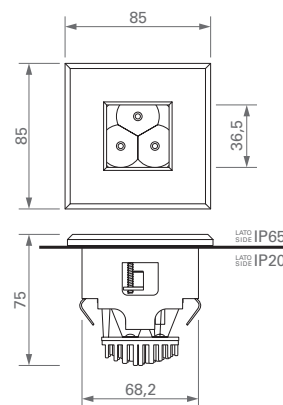
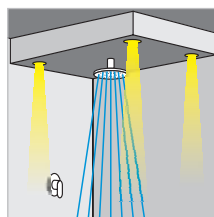
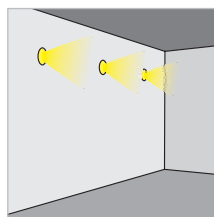
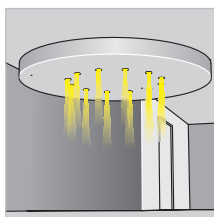
Led power supply: code TRDC/350mA (pg. 185).

Installation

By recessed connection box.

LED RGB version

For LED RGB version see NIRM 1 (pg. 135).



455-01-

CODICE / CODE



DIMENSIONI / DIMENSIONS

FELD 2

FARETTO FISSO con 3 LED da 3 W

Vetro: satinato.

Alimentazione: in corrente continua 700 mA.

Collegamento in serie.

Consumo: 9,6 W.

Alimentatore consigliato: cod. TRDC/700mA (pg. 187).

Installazione

Tramite cassaforma.

Versione con LED RGB

Per versione con LED RGB vedi NIRM 1 (pg. 135).

SPOTLIGHT with 3 LEDs 3 W

Glass: frosted.

Supply current: 700 mA constant.

Serial connection.

Consumption: 9.6 W.

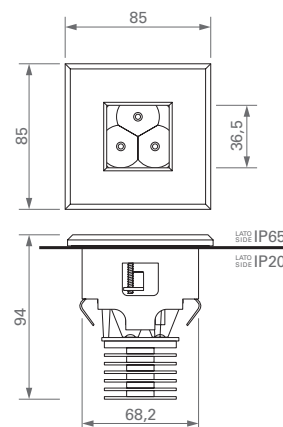
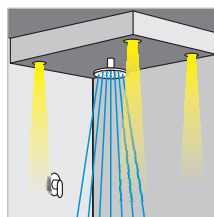
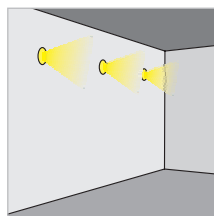
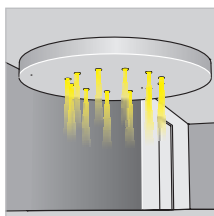
Led power supply: code TRDC/700mA (pg. 187).

Installation

By recessed connection box.

LED RGB version

For LED RGB version see NIRM 1 (pg. 135).



455-02-

CODICE / CODE



DIMENSIONI / DIMENSIONS